

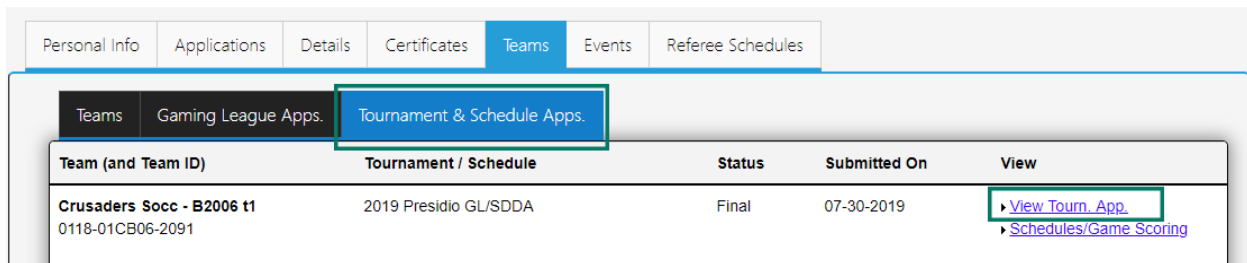
How to Club Pass a Player for Seasonal Play

The following is a guide for using League Club Pass to add Players to your Roster. This configuration uses a 'push' method that essentially pushes the player to another game for a team within the same club playing in the same league (schedule).

Configurations allow Club Passing between divisions and allow for a maximum number of games per day, per player. The Player will be red lined on Primary Team on same day when Club Passed to play with another team.



Club Pass a Player to your Team

1. To add Club Pass Players, you must have a Team Manager, Head Coach, or Assistant Coach Account on an Accepted Team participating in the league.
2. Log into the Affinity Sports Platform as a Team Administrator.
3. Choose My Account from the navigation.
4. Choose the Teams tab and then choose the Tournament & Schedule Apps sub-tab.



5. Choose View Tour. App to access your team's application.
6. Choose the Player Roster tab.
7. Select Assign beside the name of the player you wish to club pass.

Home Jrs#	Away Jrs#	Name	ID#	DOB	Gender	Player Status	Transfer Date	ODP Level	Grad Yr	Position	Active?	PlayerInfo	Presidio Premier ClubPass	SMS
1	1	Kid, Andres	77976-350380	1/1/2006	Boy	Registered					<input type="checkbox"/>	Edit	Assign	
22	33	Kid, Berni	17622-396493	3/3/2006	Boy	Registered					<input checked="" type="checkbox"/>	Edit	Assign	
4	5	Kid, Bobby	62200-645741	2/2/2006	Boy	Registered					<input checked="" type="checkbox"/>	Edit	Assign	
3	3	Kid, Chris	91856-232491	4/4/2006	Boy	Registered					<input checked="" type="checkbox"/>	Edit	Assign	

 = Disciplinary Problem
 = Transferred

8. Select the team the player is playing with and the game in which they will play and choose Save.

Assign the player to a Game:

Team:* ▾
 Game:* ▾

9. The player will now appear on the match report - with a (CP). After the game they will be removed from the team roster.
10. If the game has not yet been played and you need to remove a club pass player, you can do so by clicking deactivate beside the player's name. This does not count towards the player's club pass count.

Assignment List of All Players of Crusaders Socc - B2006 t1 - Presidio B2006 0118-01CB06-2091

Player	Team Assigned To	Game	Status	DateAssigned
Bobby Kid	Crusaders Socc - B2006 t5 (0118-01CB06-2095)	#171734 (9/7/2019 9:00:00 AM)	Active	Deactivate 8/4/2019 6:00:52 PM
Bobby Kid	Crusaders Socc - B2006 t5 (0118-01CB06-2095)	#183352 (10/19/2019 9:00:00 AM)	Active	Deactivate 8/4/2019 6:00:43 PM
Andres Kid	Crusaders Socc - B2006 t6 (0118-01CB06-2096)	#183352 (10/19/2019 9:00:00 AM)	Active	Deactivate 8/7/2019 4:00:53 PM
Chris Kid	Crusaders Socc - B2006 t6 (0118-01CB06-2096)	#183352 (10/19/2019 9:00:00 AM)	Active	Deactivate 8/7/2019 5:28:55 PM
Andres Kid	Crusaders Socc - B2006 t5 (0118-01CB06-2095)	#183354 (10/26/2019 9:00:00 AM)	Active	Deactivate 8/7/2019 4:02:53 PM
Bobby Kid	Crusaders Socc - B2006 t5 (0118-01CB06-2095)	#171732 (8/17/2019 9:00:00 AM)	Inactive	Delete 8/4/2019 6:00:35 PM

11. If you are the receiving team the players that have been club passed will be listed in the "Receiving List of All Players" column displayed on the Player Roster tab.

Receiving List of All Players to Crusaders Socc - B2006 t1 - Presidio B2006 0118-01CB06-2091

Player	Team Assigned From	Game	Status	DateAssigned
No Player of other teams is assigned to this teams.				